




Operating Modes



Application Note ANATNG-02



Testing the World's Digital Networks

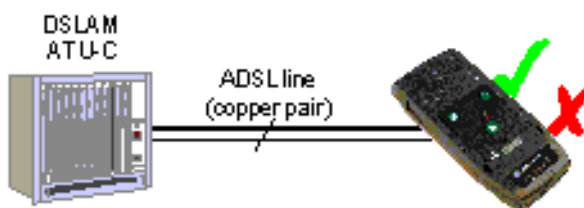
OPERATING MODES

Test equipment must give reliable operation and a high level of trust in the test results. We have seen a number of problems during operation of testers that are caused by:

- wrong tester configuration
- incorrect test setup
- unclear results

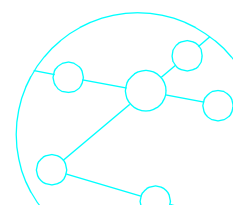
Testers must give users as much support as possible to avoid these problems.

AuroraTango's two operation modes and automatic test features highlight the flexibility of the tester. This enables inexperienced users as well as test experts to operate the tester, and achieve good results in any test situation during installation or commissioning of links.



One Button mode

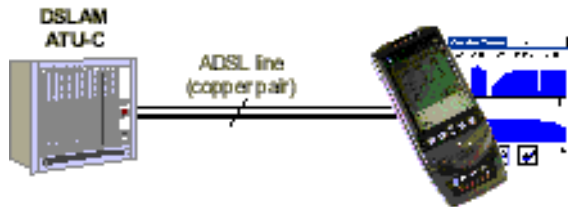
AuroraTango's one button mode is the easiest way to verify the service of a link. Just switch on the tester, start the automatic test, get a Pass/Fail indication and the status of the link. If you need to, for record keeping or leaving with the customer, you can then print a test report.



PDA mode

AuroraTango's PDA mode enables you to use the tester in a more advanced way. The symbol-based user interface makes it easy to set up AuroraTango to collect and view detailed results. The results are displayed to give clear information - as either a Pass/Fail statement or graphically, as appropriate.

Even in this mode automatic tester configuration and testing are available to simplify use, and to speed up testing.



TrendCommunications

Trend Communications Ltd
Knaves Beech Estate
Loudwater, High Wycombe
Bucks HP10 9QZ UK
www.trendcomms.com
info@trendcomms.com

Trend Communications SL
Pujades, 60
08005 Barcelona
(Spain)

International: +44 1628 524977
España:..... 93 300 3313
Deutschland: 089 32 30 09 11
US: 256 461 0790

UK:..... 01628 524977
France: 01 69 35 54 70
India:..... 22 8597 463/4